

TED Talks for Teens: An Idea Worth Spreading

Daniel Barber

Bringing the world to the classroom and the classroom to life

NGL.CENGAGE.COM/ELT

A PART OF CENGAGE



Daniel Barber is a teacher, teacher trainer and writer based in the south of Spain. He has taught for over twenty years in Mexico, the UK and Spain. As well as helping to establish and run a language school in Cádiz, he has written for several publishers and co-wrote *From English Teacher to Learner Coach*. He is an experienced tutor on Trinity Certificate and Diploma TESOL courses. His interests include motivational factors, the future of ELT, evidence-based learning, and the way that children and adults learn languages. Daniel has recently been part of National Geographic Learning's team writing *Perspectives*, a course for upper secondary level, and is a contributor to NGL's In Focus blog.

Plan

1. Why TED?
2. Principles
3. Apply



Why are you here?



Why TED in ELT?

- interesting
- substantial comprehensible input
- accessible

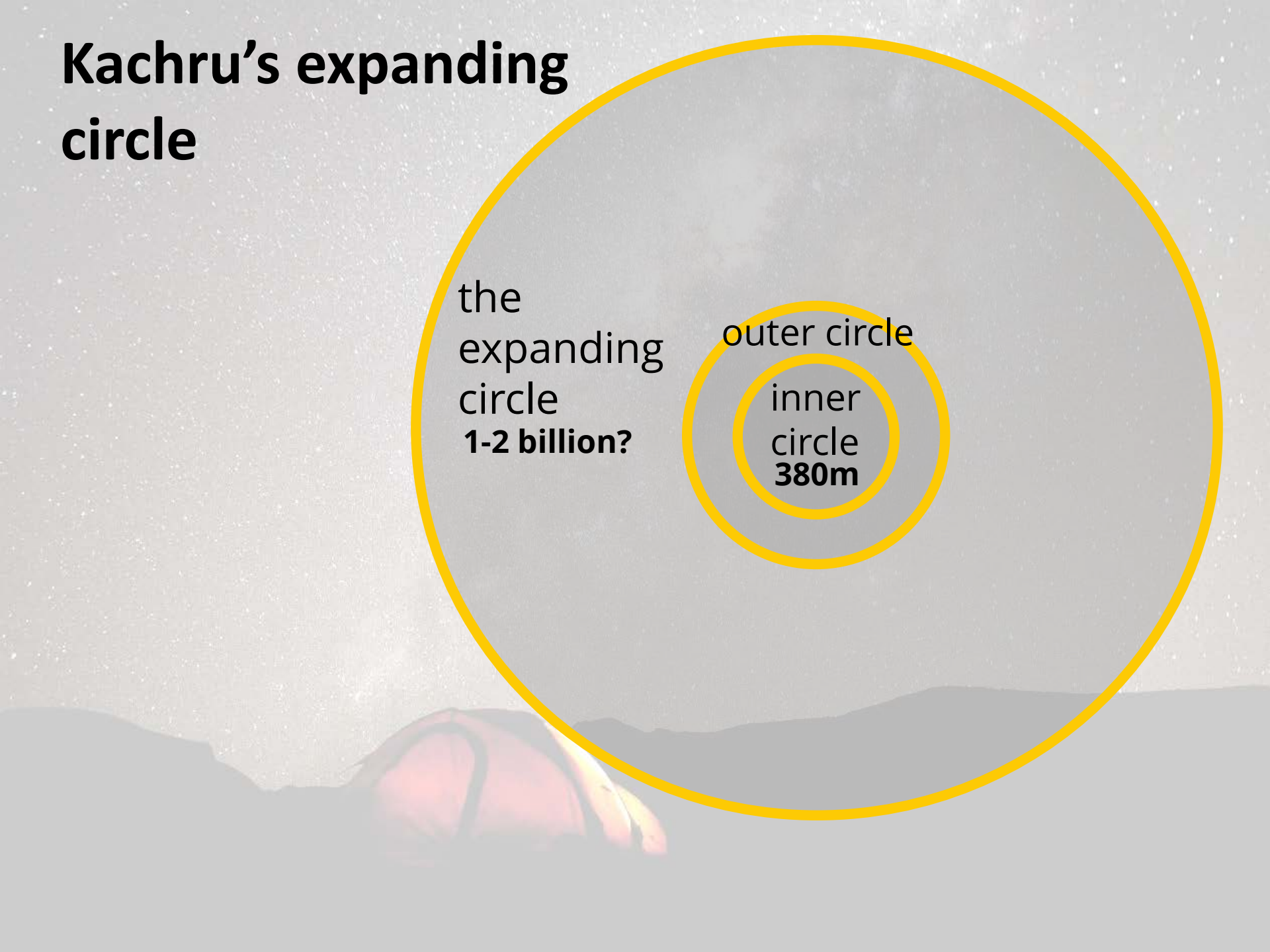


Kachru's expanding circle

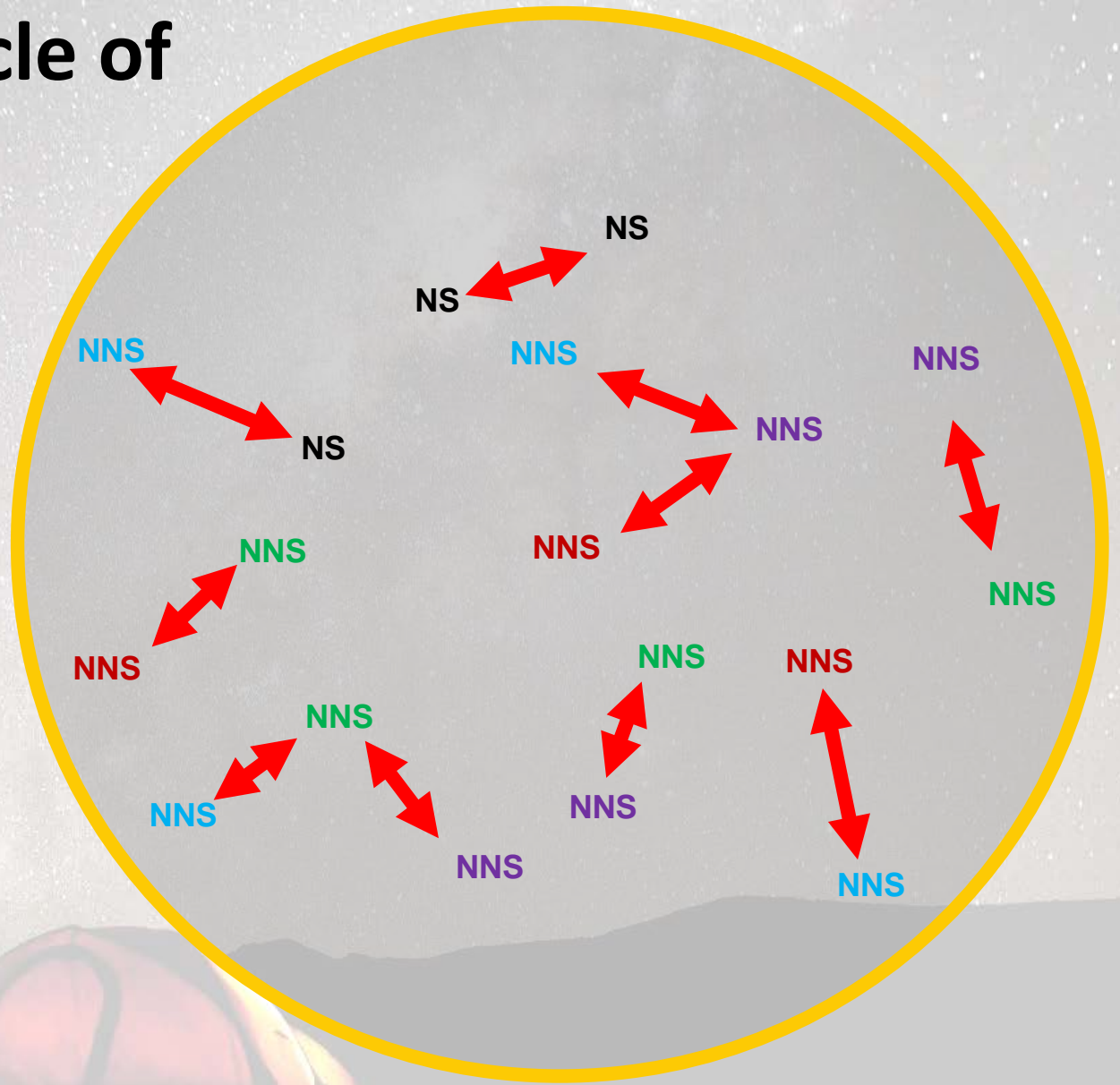
the
expanding
circle
1-2 billion?

outer circle

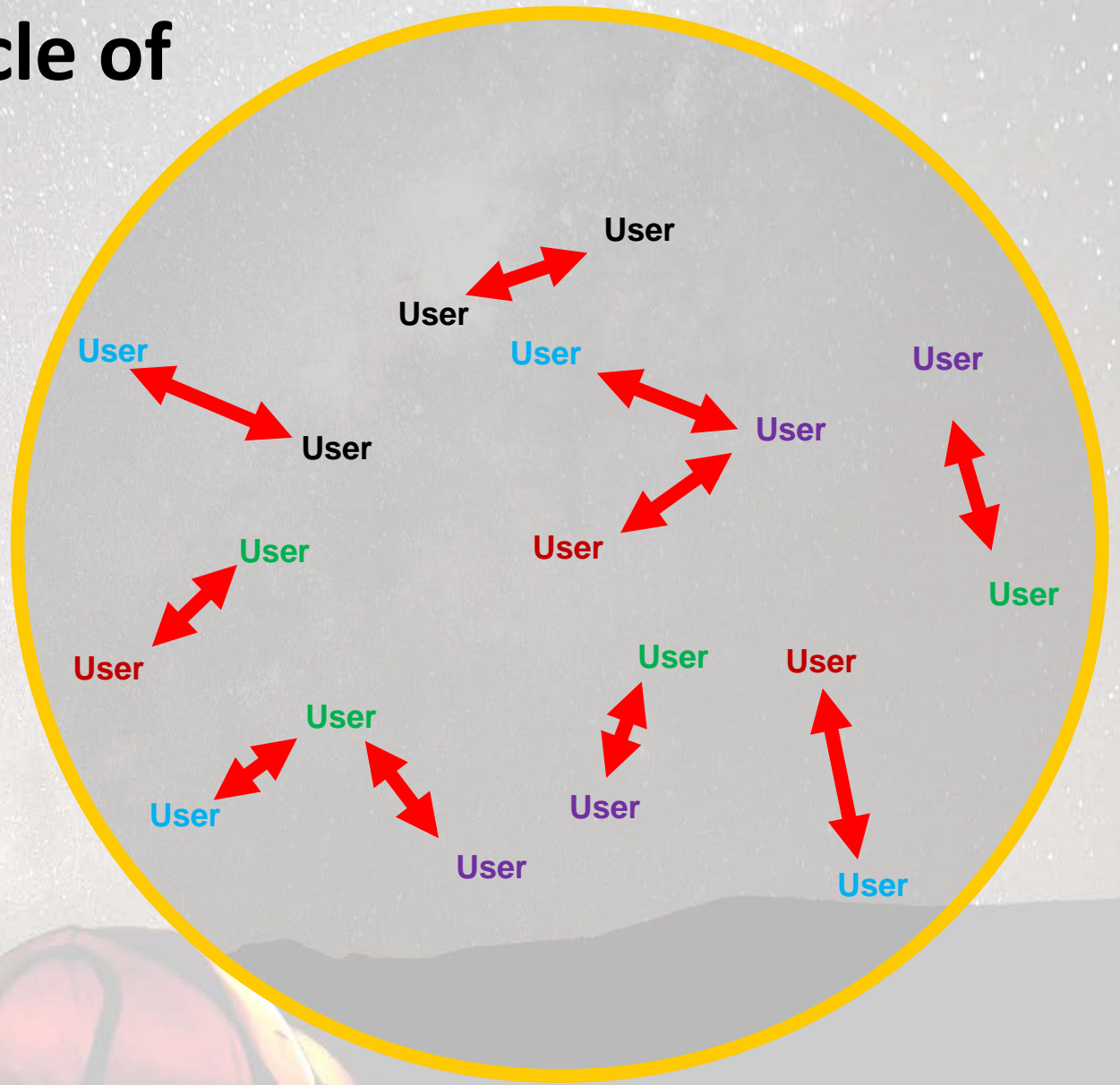
inner
circle
380m



A revised circle of English?



A revised circle of English?



Lecky's expanding circle of human concern



humanity

race

family

class

gender

nation

coalition of
nations

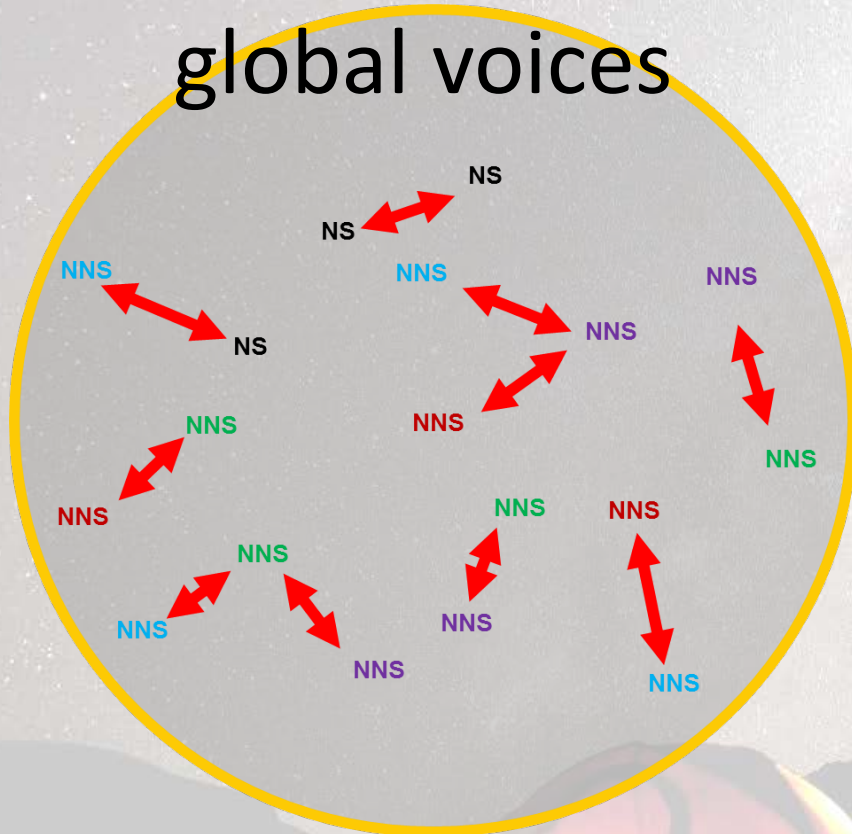
TED is...

...interesting

...substantial comprehensible input

...accessible

...a platform for global voices



...a promoter of the global community



Principles of listening* comprehension

- 3 selection/ adaptation (preparing materials)
- 1 before listening (preparing students)
- 2 during listening (task design)
- 3 after listening

What considerations?

What solutions?



Preparing students to watch TED Talks

Engage in the themes and message

Pre-teach vocabulary – use bio, intro text, transcript

Prepare for authentic listening




Sue Austin:

Deep sea diving ... in a wheelchair

TEDxWomen 2012 · 9:38 · Filmed Dec 2012

 31 subtitle languages 

 [View interactive transcript](#)



How can we engage students in the themes and message of this talk?





Work in pairs. Look at the photo.
Why do you think the traditional
blue symbol has been changed ?

accessibleicon.org

Preparing students to watch TED Talks

Engage in the themes and message

Pre-teach vocabulary – use bio, intro text, transcript

Prepare for authentic listening



Daniele Quercia
Happy maps



How can we prepare students to listen to a new voice?



AUTHENTIC LISTENING SKILLS

Understanding accents

When you travel abroad or listen to people on TV and the internet, you will hear foreign and regional accents in English. It's helpful to practise listening to different accents so you can enjoy listening to people from all over the world.

- 1 Listen to the beginning of the TED Talk, firstly said by a native English speaker and then by Daniele Quercia, a native Italian speaker. Compare the pronunciation of the underlined sounds.  

'I have a confession to make. As a scientist and engineer, I've focused on efficiency for many years.'

- 2 How do you say the underlined words? Listen to the sentences to check. Then repeat the sentences.



- 1 I lived in Boston and worked in Cambridge.
- 2 I teamed up with Luca and Rossano.
- 3 They also recalled how some paths smelled and sounded.

While students are watching TED Talks

Tasks need to be...

doable while you watch

a crutch not a test



6 Watch Part 2 of the talk. Choose the correct option to complete each sentence. ▶ **2.XX**

- 1** Daniele changed his research to look more at how people *experience / get around* the city.
- 2** The red path on the map is the *shortest / most enjoyable* one.
- 3** They collected data by asking people to *play a game / take a test*.
- 4** The first map that they designed was of *Boston / London*.
- 5** Their research now is in developing maps based on smell, sound and *memories / sights*.
- 6** Their goal is to encourage people to take *the best path / many paths* through the city.

Rana El Kaliouby

This app knows how you feel – from the look on your face.



5 Watch Part 2 of the talk. Tick (✓) the emotions that Cloe demonstrates. ▶ **1.XX**

1 a little bit happy

2 angry

3 confused

4 disgusted

5 nervous

6 no emotion ("poker face")

7 sad

8 scared

9 surprised

10 very happy



4 Watch Part 1 of the talk. Put the problems with eating meat in the order that Graham mentions them. Which problem doesn't he mention? ▶ 4.1

- a** It is bad for the planet. _____
- b** The animals suffer in poor conditions. _____
- c** It is expensive. _____
- d** It is unhealthy. _____
- e** People are eating more and more meat. _____

Selection and adaptation of TED Talks

Language demands

Length

Appropriacy

Critical thinking considerations – T & Ss



CHALLENGE

Put comments a–d in order (1–4). 1 is the comment you agree with most, 4 is the one you agree with least.*

- a** 'This technology is fun, but I don't think it is necessary any more. These days, we communicate more with webcams and video. We don't need the computer to read faces for us. We can read them ourselves.'
- b** 'We don't need to read faces when we communicate by telephone. Why do we need it now?'
- c** 'I think Rana's technology is amazing, but I worry that companies will only use it to sell more products to us.'
- d** 'I don't like the idea of my computer reading my emotions. It's a scary idea!'

*These comments were created for this activity.

Work in pairs. Compare your ideas. How do you think Rana would respond to the comments?

FREE Project Pack

National Geographic Learning is offering the full Daniele Quercia TED Talk lesson from *Perspectives* as a project pack.

The complete project pack includes:

- Streaming video from Daniele Quercia's TED Talk
- Downloadable MP3s that work with the lesson
- Student Book pages to print out and use in class
- Teacher Guide pages to help carry out the lesson

The project pack will be emailed to you following this webinar along with the Certificate of Attendance!

***You can also download the Certificate of Attendance and the Project Pack in the "Handouts" box on your screen**

Your TED recommendations

In the chat box, recommend a TED Talk that may be suitable for a teens class.

Make sure you:

- Write the name of the talk and the speaker.
- Say briefly (one or two sentences) why this may be suitable for teens.
- Don't press enter until you have finished!

The chat box thread will be available to read after the webinar

Webinars

Join us!

Subscribe to join authors, teacher trainers, speakers from the TED stage, and National Geographic explorers to discuss topics and ideas relevant to the 21st century English language educator.

NGL.Cengage.com/webinars

in focus

Follow us!

Follow our blog to stay connected with the English language learning community and find articles and interviews with authors, National Geographic explorers and speakers from the TED stage.

NGL.Cengage.com/infocus

